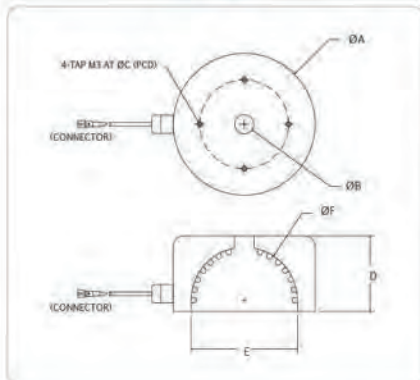
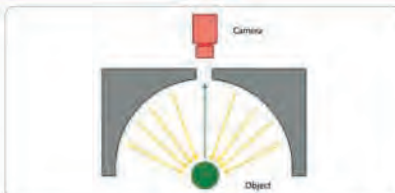


# Direct Illumination

## IDD SERIES – Direct Dome Illumination

Multiple rows of LEDs are mounted inside a dome densely, allowing strong irradiation to be made by shining extreme bright light at whole angles.

Applications: SMD LED and Resistor Inspection, Crack and Chip Inspection



**Technical Specification:**

- Color Red, Green, Blue and White
- 24V DC Input Power
- Continuous and Strobe Applications
- Compact Size
- Lighting Cable 500mm

**Customize Lighting:**

- Customize Sizes, Mounting Requirements
- Color and Voltage Available
- Consult Technical Sales for More Information

Model	Dimensions (MM)						Color	Voltage / Watt	Current	Weight (g)
	ØA	ØB	ØC	D	E	ØF				
IDD-00-045-4-X	55.0	12.0	40.0	23.5	40.0	40.0	●●●○	24V / 2.88W	120mA	80
IDD-00-075-7-X	80.0	11.0	50.0	42.5	80.0	60.0	●●●○	24V / 7.92W	330mA	195

Remark: 2 types of white are available- W: Cool White WW: Yellowish White

### Optional Connector

Standard Lighting Male Connector

PIN 1	24V
PIN 2	-
PIN 3	GND

M8 Male Connector Pin Assignment

PIN 1		
PIN 2	RED	24V
PIN 3		
PIN 4	BLACK	GND

M12 Male Connector Pin Assignment

PIN 1	BROWN	24V
PIN 2	WHITE	-
PIN 3	BLUE	GND
PIN 4	BLACK	-
PIN 5	GRAY	-

Product Part Numbering System :  
IDD-00-045-4-X-24V-M8

Product Part Numbering System :  
IDD-00-045-4-X-24V-M12

# 2019 Indirect Illumination

## IDS5 SERIES – Indirect Dome Illumination

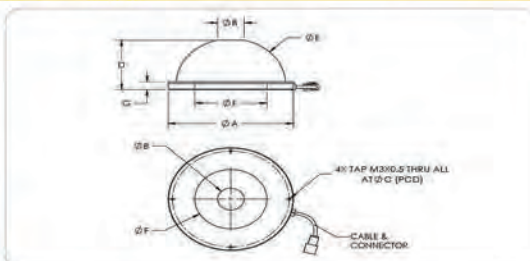
IDS5 series provides indirect illumination from an inner conical surface, which allow a work piece to be illuminated from all angles, resulting in excellent illumination of the inspection object without creating any unwanted glare, hotspots or shadows. This illumination is suitable for applications that involve inspection of reflective surfaces which contents are required to be highlighted and inspected.

Applications: Cracks, Chips, Stains & Marks on Circular or Cylindrical Objects Inspection, Solder and Substrate Inspection



### BRACKET PART NO.

IDS5-00-050-X-X-BRACKET  
IDS5-00-070-X-X-BRACKET  
IDS5-00-100-X-X-BRACKET  
IDS5-00-150-X-X-BRACKET  
IDS5-00-200-X-X-BRACKET  
IDS5-00-250-X-X-BRACKET



Camera  
Light Source (LED)  
Object

**Technical Specification:**  
 - Color Red, Green, Blue and White  
 - 24V DC Input Power  
 - Continuous and Strobe Applications  
 - Compact Size  
 - Lighting Cable 500mm

**Customize Lighting:**  
 - Customize Sizes, Mounting Requirements  
 - Color and Voltage Available  
 - Consult Technical Sales for More Information

**LED Wavelength [OSRAM LED Light Technology]**  
 - Red Led is 620nm  
 - Blue Led is 450nm  
 - Green Led is 540nm

Model	Dimensions (MM)							Color	Voltage / Watt	Current	Weight (g)
	A	B	C	D	E	F	G				
*IDS5-00-050-1-X	68	10	60	33.8	53	37.4	9	• • • • • • • • • • • •	24V / 5.93W 24V / 7.56W 24V / 1.54W	243mA 313mA 64mA	78
*IDS5-00-070-1-X	95	20	85	44.5	78	61	9	• • • • • • • • • • • •	24V / 9.07W 24V / 11.75W 24V / 2.304W	378mA 493mA 96mA	115
*IDS5-00-100-1-X	118	25	110	58.8	103	85.4	9	• • • • • • • • • • • •	24V / 12.95W 24V / 16.88W 24V / 3.84W	540mA 700mA 160mA	152
*IDS5-00-150-1-X	185	40	172	89.8	165	138	12	• • • • • • • • • • • •	24V / 21.0W 24V / 28.35W 24V / 24.0W	840mA 900mA 1000mA	483
*IDS5-00-200-1-X	232	50	222	112.8	212	193	12	• • • • • • • • • • • •	24V / 31.92W 24V / 39.16W 24V / 30.0W	1330mA 1380mA 1250mA	520
*IDS5-00-250-1-X	284	50	272	139.4	261.6	240	12	• • • • • • • • • • • •	24V / 38.07W 24V / 38.0W	1500mA 1500mA	780
*IDS4-00-360-1-X	381	36.5	369	189	360	300	12	• • • • • •	24V / 37.2W 24V / 37.2W	1500mA 1500mA	1800

Model	Dimensions (MM)							Color	Voltage / Watt	Current	Weight (g)
	A	B	C	D	E	F	G				
IDS4-00-150-1-RGB	185	40	172	89.8	165	113	12	• • •	24V / 7.20W 24V / 6.72W 24V / 6.72W	300mA 280mA 280mA	1000
IDS4-00-200-1-RGB	232	50	222	112.8	212	160	12	• • •	24V / 6.72W 24V / 6.72W 24V / 6.72W	280mA 280mA 280mA	1300



### Optional Connector

Standard Lighting Male Connector

PIN 1	24V
PIN 2	-
PIN 3	GND

M8 Male Connector Pin Assignment

PIN 1	-
PIN 2	RED 24V
PIN 3	-
PIN 4	BLACK GND

M12 Male Connector Pin Assignment

PIN 1	BROWN	24V
PIN 2	WHITE	-
PIN 3	BLUE	GND
PIN 4	BLACK	-
PIN 5	GRAY	-

Product Part Numbering System:  
IDS5-00-050-1-X-24V M8

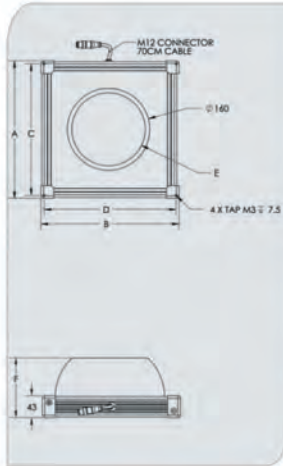
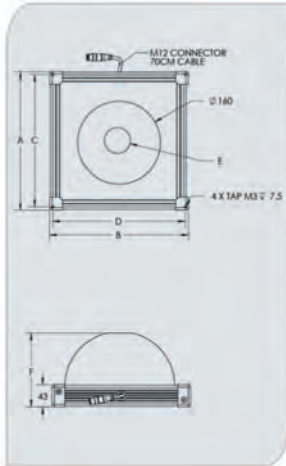
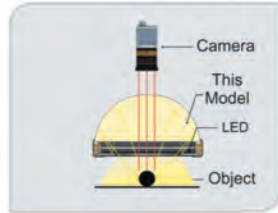

Product Part Numbering System :  
IDS5-000-050-1-X-24V M12

## HIDS SERIES – INDIRECT DOME LIGHT

HIDS series shines from a conical surface providing illumination from all angles, allowing inspection images to be created without shadows.

## HDLR SERIES – DARK FIELD ANGULAR LIGHT

HDLR series is an illuminator with LEDs arranged in a single row. This illumination provides a dark field effect which enables it to illuminate surfaces and inspect for scratches and pits.



### Feature




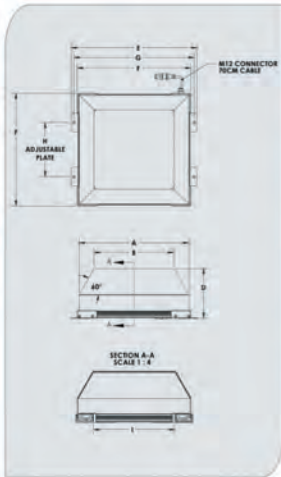
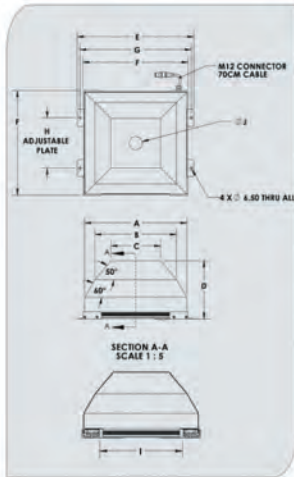
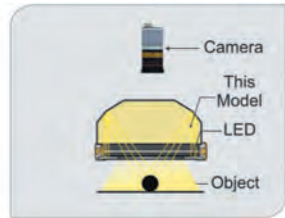
MODEL	DIMENSIONS (MM)						COLOR	VOLTAGE / WATT	CURRENT	WEIGHT (g)
	A	B	C	D	E	F				
HIDS-00-200-X	268	268	256	256	Ø50	143.6	●●○	24V / 18.72W	780mA	2160
					Ø50		●●○	24V / 17.47W	728mA	
HDLR-00-200-X	268	268	256	256	Ø142.6	117.4	●●○	24V / 18.72W	780mA	2070
					Ø142.6		●●○	24V / 17.47W	728mA	

## HDLQ SERIES – DARK FIELD SQUARE LIGHT

HDLQ series is a dark field illumination that is suitable for detecting edges and contours without producing shadows.

## HIDQ SERIES – INDIRECT SQUARE LIGHT

HIDQ series provides uniform and diffused illumination over a square area, providing excellent illumination for square and rectangular objects.



MODEL	DIMENSIONS (MM)										COLOR	VOLTAGE / WATT	CURRENT	WEIGHT (g)
	A	B	C	D	E	F	G	H	I	J				
HIDQ-00-190-X	270	215.7	131.2	154.8	308.4	278	294.4	134	194	Ø35	■ □	24V / 25.90W 24V / 23.00W	1080mA 960mA	2370
HDLQ-00-190-X	270	195.7	-	122.7	309.2	278	295.2	134	194	-	■ □	24V / 25.90W 24V / 23.00W	1080mA 960mA	2160