
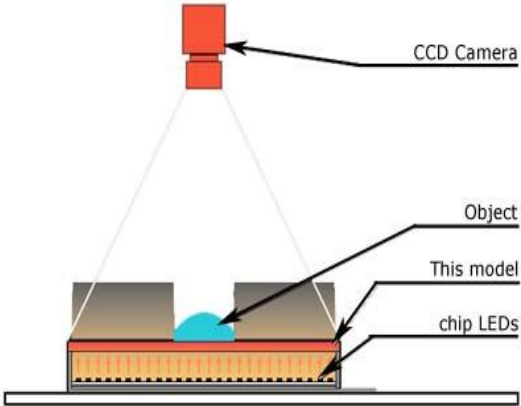
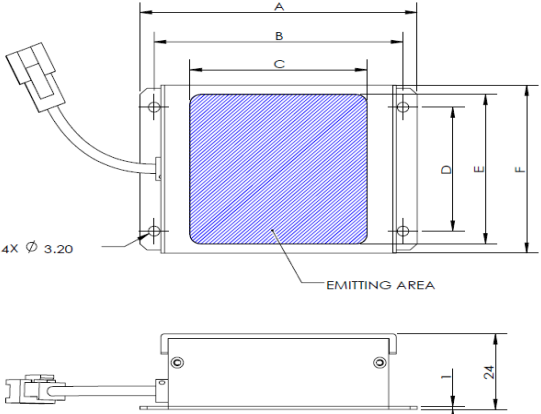


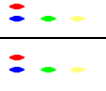
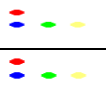

Backlight Illumination

BHC SERIES – High Intensity Collimated Back Light

- BHC series is a collimated backlight which LED are arranged in a dense array and shine into a diffuser. The even light shines from the diffuser provides area illumination.

Application: lead frame inspection, shape recognition, size measurement.

	
	<p>Technical specification:</p> <ul style="list-style-type: none"> - Color Red, Green, Blue and White - 24V DC Input Power - Continuous and Strobe Applications - Compact Size - Lighting Cable 500mm <p>Customize Lighting:</p> <ul style="list-style-type: none"> - Customize Sizes, Mounting requirements - Color and Voltage Available - Consult Technical Sales for More Information

MODEL	DIMENSIONS (MM)							COLOR	VOLTAGE/ WATT	CURRENT
	A	B	C	D	E	F	G			
BHC-00-050-X-X	78.0	70.0	54.0	40.0	52.0	54.0	23.0	 24V / 2.40W 24V / 3.60W	100mA 150mA	
BHC-00-080-X-X	108.0	100.0	84.0	70.0	82.0	84.0	23.0	 24V / 6.00W 24V / 4.80W	250mA 200mA	
BHC-00-100-X-X	128.0	120.0	104.0	90.0	102.0	104.0	23.0	 24V / 9.12W 24V / 6.84W	380mA 285mA	